



46271 184th Street
 Castlewood, SD 57223
 1-888-295-6330
 1-605-793-2356 fax
www.creativepanelsolutions.com

CPS Vinyl Moldings

To complete your project, we offer the most comprehensive lineup of vinyl moldings available. Our moldings are extruded from pure PVC using the latest technology to ensure a perfect fit every time. Our moldings will not rot, mold, corrode, or crack, and are available in a variety of colors and lengths. We also have the capacity to produce custom moldings, so whatever your project requires, we can provide what you need for a complete, professional installation.

Our moldings are:

Chemical Resistant
USDA Accepted
Extremely Impact Resistant

Recyclable
Available in a variety of lengths
Aesthetically pleasing


















































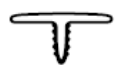
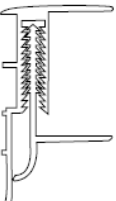












Physical Characteristics of Vinyl

Property	.090"	Test Method
Flexural Strength	11,200 psi	ASTM D790
Flexural Modulus	380,000 psi	ASTM D790
Rockwell Hardness	112	ASTM D785
Tensile Yield	6200 PSI	ASTM D638
Tensile Modulus	380,000 PSI	ASTM D638
Tensile Impact	72 ft-lb/in	ASTM D1822
Flammability	SE	ASTM D635
UL Rating	V-0 @ 0.65 In	UL 94
Low Temperature Brittleness	L-76 ⁰ C	ASTM D746
Flame Spread Index	15	E84
Smoke Developed Value	205	E84



We have made every attempt to make sure all information provided is accurate, although we cannot guarantee it. Conditions of use are beyond our control, so all risks of use are assumed by the user. Nothing stated here shall be construed as recommendations for uses which may infringe on valid patents or as extending licenses under valid patents.

CPS Vinyl Molding Profiles

	P-1 Cap for .090 panel (.5"/.9" Legs)		P-3 Division bar for .090 panel (.88" Face)		P-3WF Division bar for .090 Panel (wide flange) (.75" Face) Also for .120 Panel		P-5 Inside Corner and cove for .090 Panel (.63" cove/.70" leg)		P-7 Outside corner for .090 Panel(.5" legs)
	P-9 Division Bar for 3/8" Panel (1" Face)		P-11 "T" Bar (1.25" Face/.375" leg)		P-13 Inside corner Angle 1 1/4" x 1 1/4"		P-15 Outside corner angle 1 1/4" x 1 1/4"		P-17 Cap for 5/8" Panel (.4" legs)
	P-19 Cap for 3/8" Panel (.5"/1" legs)		P-21 Inside corner for 3/8" or 1/2" Panel (1.12" Cove)		P-23 Outside corner for 3/8" Panel (.75" legs)		P-25 Batten strip(1.5" Face)		P-29 Two-piece Division Bar-Face Mounting (1.6" Face)
	P-31 Division Bar for 1/2" Panel (.88" Face)		P-33 Two piece Inside Corner and cove (1.25" Cove)		P-35 Inside Corner Angle 2"x2"		P-37 Outside corner 2"x2"		P-39 Division Bar for 5/8" Panel (1.12" Face)
	P-41 Cap for 1/2" Panel (.5"/.9" Legs)		P-43 Division Bar for 1/2" Panel (1.12" Face)		P-45 "T" Bar Dual Durometer (2"Face/.625 Legs)		P-47 Two-Piece Division Bar for .090 Panel (1.6" Face)		P-49 Cap for 2" Foam Panel (1" Legs)
	P-51 Divider for 2" Foam panel (2" Face)		P-53 Cap for 5/8" Panel (.75"/1.3"legs)		P-55 Two-piece Division Bar (1.38" Face) (3/8", 1/2" or 5/8" Panels)		P-57 Two-piece Division Bar (1.38" Face) (3/4", 7/8" or 1" Panels)		P-59 "T" Bar dual Durometer (1"Face/.375" Leg)
	P-61 Cap for 1" Panel (.5" Legs)		P-63 Cap for 1/4" Panel		P-65 3" Base Cove		P-67 Cap for 3/4" Panel		P-71 Cap for 1-1/2"Panel (1" Legs)
	P-103 Slot Wall Insert (1.25" Face)		P-109 Cap for 1" Panel (1" Legs)		P-113 Cap for 3/8" Panel (.42" Legs)		P-115 Cap for 1/2" Panel (.42" Legs)		P-117 T-Bar (1.5" face/.375" Legs)
	P-119 1/4" Division Bar for Foam Panels		P-121 Inside Corner Angle 1-1/2" x 1-1/2"		P-123 Outside Corner Angle 1-1/2" x 1-1/2"		P-125 Large ISC for .090 to .125" (.75" Cove/1" Leg)		P-127 Large OSC for .090 to .125" (.75" Cove/.625" Leg)
	P-129 Division Bar for 1" Panel		P-133 Two Pc Division Bar for 1.5" - 2"		P-135 Two Piece Outside Corner Angles		P-137 Division Bar for .135" to .170" Panels (1" Face)		P-139 T Bar (2" Face/.84" Leg)
	P-143 Two Piece Corner Ceiling Cove for 1-1/2" to 2" Panels		P-149 Outside Corner Angle 1/2" x 1/2"		P-151 Inside Corner Angle 1/2" x 1/2"		P-153 Batten Strip 1-1/2" Face		P-161 Cap for .20" Panel (.35" Face/.42" Legs)
			P-163 Cap for .32" Panel (.465 Face/.42" Legs)		P-165 Cap for .40" Panel (.565 Face/.42" Legs)		P-167 Outside Corner Angle 2"x4"		P-169 Two Piece Inside Corner and Cove
	P-171 Inside/Outside Corner for .090"		P-177 135° Inside Corner Angle 1-1/2" x 1-1/2"		P-177 135° Outside Corner Angle 1-1/2" x 1-1/2"		P-187 T Bar Dual Durometer (2" Face/.375" Leg)		